

**CASE**  
CONSTRUCTION

SINCE 1842

# SKID STEER LOADERS

## *B Series*









# TAKE CONTROL. GET MORE DONE.

All-new CASE B Series skid steers build on more than 50 years of engineering and field experience to provide the most intuitive operator interface and environment ever designed in a CASE skid steer. The new design simplifies operation and puts more power and control into the hands of the operator.

Match that with productivity-enhancing horsepower and torque, powerful auxiliary hydraulics, industry-leading visibility, and lift geometries and size classes for every job—and CASE B Series skid steers will improve your earthmoving and material handling operations.

- + Industry-leading visibility for greater awareness
- + Powerful breakout forces for groundwork
- + Spacious, easy-to-enter cab
- + All-new, simple electro-hydraulic controls for operator preference
- + Optional auto ride control allows speed dependent activation for efficient handling of materials over rough terrain
- + Maintenance-free Tier 4 Final emissions solutions
- + Extreme attachment compatibility
- + We've retained the strength and styling of the frame from the previous series, and have re-engineered many of the critical inner workings of the machine to stand up to the hard work and extreme environments you face every day.



SR160B



SR175B



SV185B



SR210B



SR240B



SR270B



SV280B



SV340B



### INDUSTRY-LEADING VISIBILITY

Excellent forward sightlines, low threshold, reinforced skylight, cab-wide rearview mirror, large rear window and standard 360° lighting package give operators excellent views of the bucket or attachment, over the tires and all around the machine, day or night.





# SIMPLIFIED OPERATION. MORE CONTROL.

CASE skid steers have never been easier or more intuitive to operate. The all-new 8-inch LCD multi-function display puts critical machine information at the operator's fingertips, and the new backup camera significantly improves jobsite awareness. New joysticks, simple electro-hydraulic controls and easier start-up and throttle controls\* all improve the operator experience.

- + Simple start-up procedure
- + Easy switching between operating patterns (ISO and H)
- + Industry-exclusive split screen backup camera/data display
- + Excellent controllability with electro-hydraulic controls
- + More comfortable joysticks
- + Creep Speed enhances attachment operation



\*CHECK OUT A 360-DEGREE VIEW OF OUR CAB AT [CASECE.COM/BSERIES](http://CASECE.COM/BSERIES)

# TIER 4 DONE RIGHT, MADE EASY.

One solution does not fit all. CASE carefully considered each machine's application, life expectancy, maintenance needs and operators. That's why every CASE skid steer loader features a proven Tier 4 Final solution tailored for that model. The result? Compliance without compromise or complexity.

CASE Tier 4 Final-certified equipment is easier to maintain and, unlike competitive models, won't require you to master additional maintenance procedures. In fact, most CASE machines have maintenance-free emission solutions, so you can stay focused on your work—not maintaining your machine.

## CASE Tier 4 Final Solutions in Simple Language

### CEGR

**What it means:** Cooled Exhaust Gas Recirculation. For Tier 4 Final, it works with a combination of the after-treatment technologies listed here.

**What it means to you:** As an in-engine system, CEGR requires no operator maintenance or management. CEGR is included in all CASE skid steer loader models.

### DOC

**What it means:** Diesel Oxidation Catalyst. The DOC oxidizes the machine's exhaust to create heat and manage emissions.

**What it means to you:** DOC is a maintenance-free solution—no fluids to add and no filter to replace.

### DPF

**What it means:** Diesel Particulate Filter. The DPF captures particulate matter and burns off the captured particulate matter through a combustion process known as "regeneration." DPF is a less expensive solution, which helps keep the unit price down and why CASE chose this solution only in our smaller, price-sensitive units.

**What it means to you:** This solution allows customers the option of equipment with lower upfront costs. Some regeneration results in excess fuel burn and the DPF requires long-term maintenance and filter replacement costs.

### SCR

**What it means:** Selective Catalytic Reduction. It's a simple after-treatment solution that combines DEF (Diesel Exhaust Fluid) with exhaust to convert emissions into nitrogen and water. DEF is a non-toxic liquid that reacts with engine exhaust in the presence of a catalyst to perform the emissions conversion.

**What it means to you:** Because SCR is an after-treatment system, it lowers exhaust temperatures and does not require unproductive fuel use associated with burning off particulate matter—great for larger engines. This offers a significant reduction in fuel use and has no DPF to replace. Keeping it running is simple—just refill DEF as needed. Fuel savings, lower maintenance costs and greater productivity will help lower total operating costs for the life of the machine.



	SR160B	SR175B	SV185B	SR210B	SR240B	SR270B	SV280B	SV340B
Gross HP	60	67	60	74	74	90	74	90
Maintenance-Free Emissions Systems				✓	✓		✓	
Diesel Exhaust Fluid						✓		✓
No DPF to Replace				✓	✓	✓	✓	✓
Increased Fuel Efficiency				✓	✓	✓	✓	✓
Tier 4 Final Solution	CEGR DOC DPF	CEGR DOC DPF	CEGR DOC DPF	CEGR DOC	CEGR DOC	CEGR SCR	CEGR DOC	CEGR SCR







**CASE**

**SV185B**



# HARD WORK, MADE EASY.



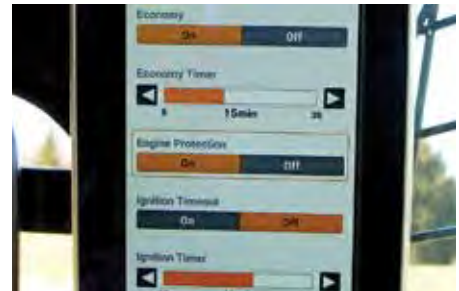
## MORE SPACE, MORE COMFORT

At nearly three-feet wide, CASE skid steer loaders have one of the roomiest ROPS/FOPS-certified cabs in the industry. New controls and a refined interior design provide even more legroom. And enclosed cabs are fully sealed and pressurized to reduce noise and dust. Options include Bluetooth radio, climate controls and a heated seat.



## LOWER LOADER STOPS FOR GREATER GRADING

The load belongs on the chassis. A CASE innovation, all CASE loaders offer a low loader frame support to help properly transfer the load to where it belongs: the chassis. Plus, interchangeable spacer "pucks" allow for arm-height adjustment to accommodate various tire diameters and attachment height requirements.



## ECONOMY MODE & ENGINE PROTECTION

Set shutdown timers to limit idling, engage the ignition timeout feature to limit battery drain, and leverage the engine protection capabilities to shut down the machine and protect the engine from conditions that may cause greater downtime.



## POWERSTANCE FOR STEADY STRENGTH

A long, broad wheelbase gives you stability you can feel. This improves weight distribution, enables you to lift larger loads and reduces back-jolting, load-spilling bounce when hauling so you can retain more material and experience a faster, more comfortable ride.



## CREEP SPEED OPTIMIZES ATTACHMENTS

Set machine travel at a consistent speed and independently operate the throttle power to the attachment for optimal performance not tied to machine speed in applications such as cold planing, sweeping and snow blowing.



## ELECTRO-HYDRAULIC CONTROLS

Dial the machine in to meet the demands of each application with all-new electro-hydraulic controls available through the 8-inch LCD multi-function display. Adjust general machine responsiveness to high, medium or low; or dive deeper to individually adjust tilt, lift and drive speed, as well as loader arm and control aggressiveness.



# MATCH THE LIFT TO THE TASK.


The CASE B Series includes both radial-lift and vertical-lift models. The benefits depend on your application. That's why CASE offers both lift patterns in various sizes to make sure you have the right machine for the job.

## VERTICAL LIFT



Vertical-lift machines are engineered for lift-and-carry and truck-loading jobs. The geometry of the dual arm allows the load to rise directly up, providing maximum reach at full height. Vertical-lift machines are ideal for reaching over the side of and into the middle of high-side trucks.

## RADIAL LIFT



Radial-lift machines are engineered for digging, prying and pushing. The angle of the arm ties directly into the chassis for superior strength when digging and pushing. It also provides maximum reach at the operator's head height, making it perfect for loading and unloading pallets from trucks.





#### **RESIDENTIAL CONSTRUCTION**

Working around homes and other contractors? User-friendly electro-hydraulic controls can adjust sensitivity for precise maneuvering. Industry-leading visibility, including the all-new backup camera, provides clear sight lines to the front, sides and rear of the machine. It all results in simpler, more productive operation.



## LANDSCAPING

With powerful breakout forces and hydraulic flow, incredible attachment versatility and any-season cab comfort, CASE skid steers are built to take on everything from grading and truck loading to heavy-duty hardscaping.







**AGRICULTURE**

Hundreds of attachments, powerful hydraulics and strong operating capacities help drive every aspect of daily work on the farm, whether it's stacking bales, refreshing stalls or helping feed a hungry herd.



## SNOW REMOVAL

All CASE skid steer loaders offer a spacious, ROPS/FOPS-certified cab. Optional amenities include a fully sealed and pressurized cab, Bluetooth radio, climate control system and a heated air-suspension seat to keep operators more comfortable, and warm and protected from the conditions outside.



## QUICK, TOOL-FREE SWITCHING

Switch loader attachments without the added hassle of getting out of your cab. Standard Connect Under Pressure (CUP) manifolds facilitate fast, easy and tool-free connecting and disconnecting of hydraulic lines by releasing pressure into the standard case drain.



# MAXIMIZE YOUR BUSINESS OUTPUT.

CASE skid steer loaders are compatible with more than 250 buckets, forks, brooms, augers, rakes, grapples, hydraulic hammers, snow accessories, bale spears and other CASE attachments, including CASE compact track loader and compact wheel loader attachments.

All models come standard with a universal coupler that will work with numerous attachment manufacturers, meaning you can do more with a single machine to give your business even greater versatility. Consult your dealer for details.

AUXILIARY HYDRAULIC PACKAGES AVAILABLE



Standard



High-Flow



Enhanced High-Flow



Secondary Auxiliary



Front Electric/  
Multi-Function  
*(excl. SR160B)*

INTEGRATED HYDRAULIC QUICK COUPLER

Quickly switch attachments from the comfort of the cab



Laser Grading Box



Mulcher



Rotary Cutter



Concrete Claw



Hydraulic Breaker



Side Discharge Bucket



4-in-1 Bucket



Tree Puller



Scrap Grapple



Root Rake



Dozer Blade



Pickup Broom



Cold Planer



Rock Saw



Auger



Trencher



Vibratory Roller



Bale Handler



Pallet Forks



Arctic® Sectional  
Sno-Pusher™



SEE OUR FULL LINE AT [CASECE.COM/ATTACHMENTS](http://CASECE.COM/ATTACHMENTS)



# MAINTENANCE MADE EASY.

## NO TOOLS NECESSARY

CASE skid steers continue the hallmark of simple serviceability with features like tool-free access to the oil cooler, radiator and other routine maintenance points.

## LOW MAINTENANCE

Service is simple. Regular check points are grouped into a single area under the engine compartment cover, easily accessible through the heavy-duty rear door. The entire cab tilts forward in just a few easy steps to access the entire drivetrain compartment for easy service and inspection.



## EASE OF TROUBLESHOOTING

Short descriptions tied to fault codes simplify communication and troubleshooting with your CASE dealer.


### Easy access to everything

- 1 Easy-tilt cab access to powertrain
- 2 Hydraulic pressure release valve
- 3 Battery
- 4 Engine oil filter
- 5 DEF tank\*
- 6 Hydraulic fill
- 7 Master disconnect switch
- 8 Air filter
- 9 Hydraulic filter
- 10 Engine oil fill
- 11 Hydraulic site gauge
- 12 Fuel filter with WIF sensor



\*DEF = Diesel Exhaust Fluid,  
Only on 90 hp machines







# SUPPORT COMES STANDARD.

## BASE & EXTENDED LIMITED WARRANTY COVERAGE:\*

**1-YEAR/UNLIMITED-HOUR FULL-COVERAGE BASE LIMITED WARRANTY**

**2-YEAR/2,000-HOUR FULL COVERAGE BASE LIMITED WARRANTY**

**2-YEAR/2,000-HOUR EXTENDED LIMITED ENGINE WARRANTY**

Discuss the extended engine warranty coverage details with your dealer.

## UPTIME SOLUTIONS

Your CASE dealer can provide solutions to meet all your needs and keep you productive.



## STRONGER PRODUCT SUPPORT SOLUTIONS

Your CASE dealer knows how you can best maximize your equipment investment and uptime—with genuine CASE parts, expert service and a complete range of product support solutions including CASE remanufactured and all-makes parts. CASE supports better parts availability and faster deliveries through nine parts distribution centers in North America and a forecasting system to ensure that the right parts will be there when you need them. And only CASE dealers have exclusive access to the Electronic Service Tool (EST) that quickly pinpoints machine issues. Just ask your dealer for details.



## FLEXIBLE FINANCIAL OPTIONS

Specialized finance programs and flexible leasing packages put you in the driver's seat of industry-leading CASE equipment while no-nonsense warranties and comprehensive protection plans ensure that your equipment is protected. As the only finance company dedicated to CASE, we offer strong products and services designed around your unique needs and are the only ones supported by the helpful service professionals at your CASE dealer.



\*Please see your CASE dealer for limitations, exclusions and confirmation of policies in effect.







# STANDARD AND OPTIONAL FEATURES

● Standard ○ Optional — Not Applicable

OPERATOR ENVIRONMENT	SR160B	SR175B	SV185B	SR210B	SR240B	SR270B	SV280B	SV340B
Open Cab (No Heat or HVAC)	●	●	●	●	●	●	●	●
Enclosed Cab with Heat and AC	—	○	○	○	○	○	○	○
Enclosed Cab with Heat	○	—	—	—	—	—	—	—
Demolition Door	○	○	○	○	○	○	○	○
Operator Security Codes	○	○	○	○	○	○	○	○
8-inch LCD Multi-Function Display	—	○	○	○	○	○	○	○
Machine Settings User Access Levels	—	○	○	○	○	○	○	○
Creep Speed	—	○	○	○	○	○	○	○
Economy Modes	—	○	○	○	○	○	○	○
Ignition Timeout	—	○	○	○	○	○	○	○
Engine Protection Settings	—	○	○	○	○	○	○	○
Bluetooth/USB	—	○	○	○	○	○	○	○
Suspension Seat, Vinyl	●	●	●	●	●	●	●	●
Air Ride Suspension/Heated Seat	○	○	○	○	○	○	○	○
Three-Point Seat Belt, 2 in	●	●	●	●	●	●	●	●
Three-Point Seat Belt, 3 in	○	○	○	○	○	○	○	○
One-Speed Controls	●	—	—	—	—	—	—	—
Two-Speed Controls	—	●	●	●	●	●	●	●
Hand Controls	●	●	●	●	●	●	●	●
Hand and Foot Controls	○	○	○	○	○	○	○	○
Electro-Hydraulic Controls	—	○	○	○	○	○	○	○
CASE SiteWatch™ Telematics	○	○	○	○	○	○	○	○
FOPS Level-2 Modification	○	○	○	○	○	○	○	○
Rearview Mirror	●	●	●	●	●	●	●	●
HYDRAULICS	SR160B	SR175B	SV185B	SR210B	SR240B	SR270B	SV280B	SV340B
Standard Auxiliary Hydraulics	●	●	●	●	●	●	●	●
High-Flow Auxiliary Hydraulics	—	○	○	○	○	○	○	○
Enhanced High-Flow Auxiliary Hydraulics	—	—	—	—	—	○	—	○
Secondary Auxiliary Hydraulics	—	○	○	○	○	○	○	○
Manual Coupler	●	●	●	●	●	●	●	●
Hydraulic Coupler	○	○	○	○	○	○	○	○
Front Electric/Multi-Function	—	●	●	●	●	●	●	●
Auxiliary Flow Control within Cab	—	○	○	○	○	○	○	○



LOADER	SR160B	SR175B	SV185B	SR210B	SR240B	SR270B	SV280B	SV340B
Auto Ride Control	—	○	○	○	○	○	○	○
Ride Control™	○	○	○	○	○	○	○	○
One-Way Self Level	○	○	○	○	○	○	○	○
Single-Point Lift Hook	○	○	○	○	○	○	○	○
Four-Point Lift Hook	—	○	○	○	○	○	○	○
Cylinder Guard	—	○	○	○	○	○	○	○
Extra Counterweight	○	○	○	○	○	○	○	○
ENGINE	SR160B	SR175B	SV185B	SR210B	SR240B	SR270B	SV280B	SV340B
Aspirator	○	○	○	○	○	○	○	○
Block Heater, 120V	●	●	●	●	●	●	●	●
EXTERIOR	SR160B	SR175B	SV185B	SR210B	SR240B	SR270B	SV280B	SV340B
Tires, 10 x 16.5	●	●	●	○	—	—	—	—
Tires, 12 x 16.5	—	○	○	●	●	●	●	●
Tires, 14 x 17.5	—	—	—	—	○	○	○	○
Standard Rear Door	●	●	●	—	—	—	—	—
Heavy-Duty Rear Door	—	—	—	●	●	●	●	●
Beacon Light	○	○	○	○	○	○	○	○
Heavy-Duty Front Lights	●	●	●	●	●	●	●	●
Side Lamp	●	●	●	●	●	●	●	●
Four-Corner LED Strobe	○	○	○	○	○	○	○	○
Special Paint	○	○	○	○	○	○	○	○
Debris Seal Package	●	●	●	●	●	●	●	●



# SPECIFICATIONS

## AND DIMENSIONS

SPECIFICATIONS	SR160B	SR175B	SV185B	SR210B	SR240B	SR270B	SV280B	SV340B
<b>Lift Configuration</b>	Radial	Radial	Vertical	Radial	Radial	Radial	Vertical	Vertical
<b>Engine</b>	Perkins N844LT-F-45SL	Perkins 404F-E22TA	Perkins 404F-E22TA	FPT F5H FL463 A*G001	FPT F5H FL463 A*G001	FPT F5B FL413 D*C001	FPT F5H FL463 A*G001	FPT F5B FL413 D*C001
<b>Gross Horsepower – hp (kW)</b>	60 (44.7)	67 (50)	60 (44.7)	74 (55)	74 (55)	90 (67)	74 (55)	90 (67)
<b>Net Horsepower – hp (kW)</b>	57 (42.2)	64 (47.7)	57 (42.4)	68 (51)	68 (51)	84 (63)	68 (51)	84 (63)
<b>Peak Torque – lb ft (Nm)</b>	139 (188)	153 (208)	135 (183)	232 (314)	232 (314)	282 (383)	232 (314)	282 (383)
<b>Displacement/Cylinders – in<sup>3</sup> (L)</b>	135.2 (2.2)/4	135.2 (2.2)/4	135.2 (2.2)/4	207.0 (3.4)/4	207.0 (3.4)/4	207.0 (3.4)/4	207.0 (3.4)/4	207.0 (3.4)/4
<b>Emissions Certification* Solutions</b>	Tier 4 Final (CEGR, DOC, DPF)	Tier 4 Final (CEGR, DOC, DPF)	Tier 4 Final (CEGR, DOC, DPF)	Tier 4 Final (CEGR, DOC)	Tier 4 Final (CEGR, DOC)	Tier 4 Final (CEGR, SCR)	Tier 4 Final (CEGR, DOC)	Tier 4 Final (CEGR, SCR)
<b>Rated Operating Capacity (ROC) 50% – lb (kg)</b>	1,600 (726)	1,750 (790)	1,850 (840)	2,100 (955)	2,400 (1 088)	2,700 (1 225)	2,800 (1 270)	3,400 (1 545)
<b>Tipping Load – lb (kg)</b>	3,200 (1 455)	3,500 (1 588)	3,700 (1 678)	4,200 (1 905)	4,800 (2 177)	5,400 (2 450)	5,600 (2 540)	6,800 (3 090)
<b>Bucket Cylinder Breakout Force – lb (kN)</b>	5,270 (23.4)	7,270 (32.3)	5,550 (24.7)	7,270 (32.3)	8,680 (39.4)	8,677 (38.6)	8,620 (38.3)	9,531 (42.4)
<b>Standard Auxiliary Hydraulics – gpm (L/min)</b>	18.4 (69.7)	20.6 (78.0)	20.6 (78.0)	24.2 (91.5)	24.2 (91.5)	24.2 (91.5)	24.2 (91.5)	24.2 (91.5)
<b>High-Flow Auxiliary Hydraulics – gpm (L/min)</b>	—	30.7 (116.2)	30.7 (116.2)	33.2 (125.7)	37.6 (142.5)	37.6 (142.5)	37.6 (142.5)	38.7 (146.5)
<b>Operating Weight – lb (kg)</b>	5,645 (2 560)	6,270 (2 842)	6,570 (2 980)	6,970 (3 160)	7,400 (3 350)	8,117 (3 681)	8,000 (3 630)	9,100 (4 136)
DIMENSIONS	SR160B	SR175B	SV185B	SR210B	SR240B	SR270B	SV280B	SV340B
<b>Height to Bucket Hinge Pin</b>	112.0 in (2.85 m)	122.0 in (3.10 m)	120.0 in (3.05 m)	123.0 in (3.12 m)	125.1 in (3.18 m)	125.1 in (3.18 m)	129.5 in (3.29 m)	131.6 in (3.34 m)
<b>Dump Height with Low-Profile Bucket**</b>	84.8 in (2.15 m)	94.6 in (2.4 m)	90.7 in (2.31 m)	95.6 in (2.43 m)	98.3 in (2.50 m)	98.3 in (2.50 m)	100.2 in (2.54 m)	102.2 in (2.59 m)
<b>Height to Top of ROPS</b>	75.5 in (1.92 m)	77.7 in (1.97 m)	77.7 in (1.97 m)	78.7 in (2.00 m)	78.8 in (2.00 m)	78.8 in (2.00 m)	78.8 in (2.00 m)	80.4 in (2.04 m)
<b>Overall Length with Low-Profile Bucket</b>	125 in (3.18 m)	134.3 in (3.41 m)	135.8 in (3.45 m)	133.7 in (3.40 m)	146.2 in (3.71 m)	148.0 in (3.76 m)	146.8 in (3.73 m)	148.5 in (3.77 m)
<b>Over-the-Tire Width with Spec. Tires</b>	59.8 in (1.52 m)	64.6 in (1.64 m)	64.6 in (1.64 m)	69.1 in (1.76 m)	69.6 in (1.77 m)	69.8 in (1.77 m)	69.6 in (1.77 m)	73.8 in (1.88 m)

\*Note:

CEGR = Cooled Exhaust Gas Recirculation

DOC = Diesel Oxidation Catalyst

DPF = Diesel Particulate Filter

SCR = Selective Catalytic Reduction

\*\*Bucket angle rounded to the nearest degree

## ROADS AND BRIDGES

Every minute counts. Increase productivity with timesaving features like maintenance-free Tier 4 Final technology, easily accessible serviceability points and pressure-relieving auxiliary manifolds that make switching out hydraulic lines a snap.





# BUILDING A STRONG CASE.

Since 1842, we at CASE Construction Equipment have lived by an unwavering commitment to build practical, intuitive solutions that deliver both efficiency and productivity. We continually strive to make it easier for our customers to implement emerging technologies and new compliance mandates.

Today, our global scale combined with our local expertise enables us to keep customers' real-world challenges at the center of our product development. This focus has led to numerous innovations like Ride Control™, EZ-EH controls, blade shake, PowerLift™, over-center boom design and the peace of mind that only CASE ProCare provides.

Every CASE machine is backed by more than 300 North American dealer locations, thousands of OEM, remanufactured and all-makes parts, and flexible financing and insurance options that provide the kind of reliable, steadfast support you expect from a professional partner.

We are passionate about improving the lives of others, whether investing in our veterans or raising awareness about local infrastructure initiatives through Dire States. Our goal is to build both stronger machines — and stronger communities.

At the end of the day, we do what's right by our customers and our communities so that they can count on CASE.

**[CaseCE.com/SSL](https://www.casece.com/SSL)**

